



About the BLLB

The BLLB is a DLC Listed, ETL certified LED fixture designed for retail spaces. It provides energy-efficient lighting, outstanding performance, and easy maintenance.

Specifications

Supported Voltage	120-277V, 347V, 120-347V
Available Sizes	2', 4', 8'
Lifetime	L70 of 110,000+ hours, L90 of 34,000+ hours
Lumens	2' 1.75L(1750lm) - 8' 23L (23000lm)
CCT	2700K, 3000K, 3500K, 4000K, 5000K, 6500K
CRI	80+ standard, 90+ and 95+ available
Dimming	0-10V Standard
Mounting	Holes provided for v-hangers, s-hook chain mounting, or aircraft cables. Pendant mount and surface mount brackets available.

Approvals

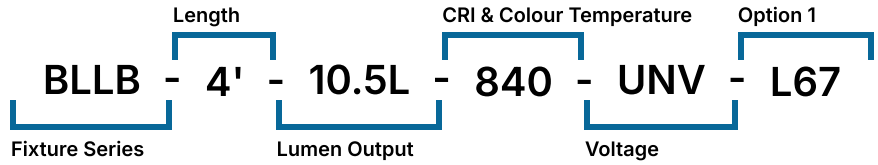
- DLC Listed
- ETL Listed
- Dry and Damp Environment Rated

Warranty

- 5 Year Comprehensive, 10 Year LED

Ordering Information

Fill in the fields below with your product selections. If you need help with this section, [contact your local sales professional.](#)



1	2	3	4	5	6
BLLB					

Series	Length	Lumen Output		CRI		CCT		Voltage			
BLLB	2'	2'-1.75L	1750lm	4'-11.5L	11500lm	8	80	27	2700K	UNV	120-277V
	4'	2'-2.25L	2250lm	8'-9L	9000lm	9	90+	30	3000K	347	347V
	8'	2'-2.75L	2750lm	8'-11L	11000lm	1	95+	35	3500K	UN3	120-347V
		4'-4.5L	4500lm	8'-13L	13000lm			40	4000K		
		4'-5.5L	5500lm	8'-15L	15000lm			50	5000K		
		4'-6.5L	6500lm	8'-17L	17000lm			65	6500K		
		4'-7.5L	7500lm	8'-19L	19000lm						
		4'-8.5L	8500lm	8'-21L	21000lm						
		4'-9.5L	9500lm	8'-23L	23000lm						
		4'-10.5L	10500lm								

Options

Lenses

L0	No Lens
L55	Clear Acrylic
L67	Frosted Acrylic (Impact Resistant)

Cords

W3xx	White 16/3 (Specify Length)
W4xx	Black 16/3 (Specify Length)
W59xx	White 18/5 (Specify Length)
W***	Other Options Available*

Key.	Cord Length.	Key	Cord Length
6	6FT	15	15FT
10	10FT	20	20FT

Ex. **W406** would be 16/3 Black, 6FT

Dimming

B11	0-10V Dimming Leads
B12	Line Voltage Dimming
B27	Dim-to-off Driver

Controls

WC10*	Encelium Wireless Controls
WC18*	NX Wireless Controls
WC19*	Avi-on Wireless Controls
WC22*	JDRF Wireless Controls

Motion Sensors

W26	Photocell Motion Sensor
W57	Dimming Motion Sensor (dims to 50% when unoccupied)
W53*	On/Off
W8*	High/Low
WX16	Microwave Dimmable Sensor
W**	Other Options Available*

Wire Guard

G1	Heavy Duty White
G5	Heavy Duty Black

Emergency Driver

B17	UL924 10W Battery Back-up
F8	UL924 Emergency Relay

Packaging

BLANK	Individually Boxed on Pallets
P0	Bulk Packaging
P**	Other Options Available*

Mounting

BLANK	Surface Mount
M1	V-Hangers
M2xx	V-Hanger with Aircraft Loop Cables
M3xx	Y-Toggle Aircraft Cables
M24	Single Pendant Mount (3/4 Hub)
M25	Surface Mount
M**	Other Options Available*

Key.	Aircraft Length.	Key	Aircraft Length
5	5FT	15	15FT
10	10FT	20	20FT

Ex. **M305** would be Y-Toggle, 5FT

Modular Wiring

W27XYZC	Modular Power Cable
W22XY	Molex Row Mounting Wiring

Baffles

J31	White Louver
J47	Black Louver


Warranty

CL7	10-Year Comprehensive Warranty Upgrade
-----	--


Documentation and Resources

All files and resources are available on our website for download. Files and resources are also embedded as links in this document, listed below. Additional files may be available upon request.

Please contact your local sales agent [here](#) or contact sales@bjtake.com for more information.






 [BLLB Specification Sheet, 2025](#)

 [BLLB - Installation Instructions](#)

 [BLLB - Photometry.zip](#)

Certifications and Listings

Certifications that apply to this fixture and its possible configurations are listed here. More information available upon request.

Icon	Description
	DLC Listed
	ETL Listed
	Wireless Controls Available
	90 and 95+ CRI Options Available
	120-347V(UN3) Available

Usage Applications


This fixture can be used in a variety of applications, and is ideal for the following:

Usage Application
Distribution Facilities
Grocery Stores
Gymnasiums & Arenas
Logistics & Warehouses
Manufacturing Facilities
Professional Sports Facilities
Retail Stores
Schools
Storage Facilities
Aisle Lighting
Suspended
Surface Mount

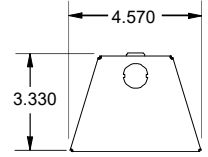
Warranty Statement

BJ Take products are tested and/or inspected prior to being packaged for shipment and are guaranteed from the day the product is shipped for a period of ten-year LED chip warranty and a five-year comprehensive component warranty. This can be upgraded to a ten-year comprehensive warranty on request.

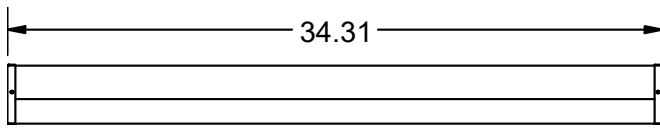
BLLB 2' Side



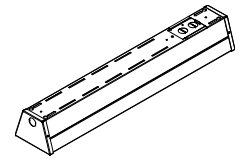
BLLB 2'-8' End




BLLB 3' Side



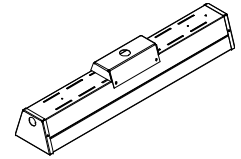
BLLB Standard



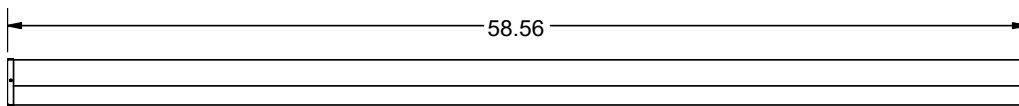
BLLB 4' Side



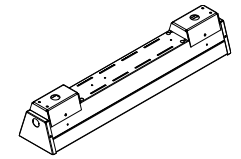
BLLB Pendant Mount




BLLB 6' Side



BLLB Surface Mount



BLLB 8' Side



- * Drawings aren't to scale
- * Standard tolerances apply
- * Specifications may change without notice

BLLB 4' Wattage

Size	Lumen Output	Actual Lumen Output	Fixture Wattage	Lumens per Watt
4'	4.5	4521	33.4	135.4
4'	5.5	5509	41.1	134.0
4'	6.5	6475	48.8	132.6
4'	7.5	7419	56.5	131.2
4'	8.5	8342	64.3	129.8
4'	9.5	9242	72.0	128.4
4'	10.5	10121	79.7	127.0
4'	11.5	10984	87.5	125.6

BLLB 8' Wattage

Size	Lumen Output	Actual Lumen Output	Fixture Wattage	Lumens per Watt
8'	9	8978	66.2	135.6
8'	11	10939	81.5	134.2
8'	13	12857	96.9	132.7
8'	15	14731	112.2	131.3
8'	17	16564	127.5	129.9
8'	19	18353	142.8	128.5
8'	21	20095	158.1	127.1
8'	23	21809	173.5	125.7

BLLB 3' Wattage

Size	Lumen Output	Actual Lumen Output	Fixture Wattage	Lumens per Watt
3'	3.0	3000	22.1	135.5
3'	4.0	3987	29.7	134.1
3'	4.5	4461	33.6	132.7
3'	5.0	4922	37.5	131.3
3'	5.5	4372	41.4	129.9
3'	6.0	5809	45.2	128.5
3'	6.5	6235	49.1	127.1
3'	7.5	6654	52.9	125.7

BLLB 6' Wattage

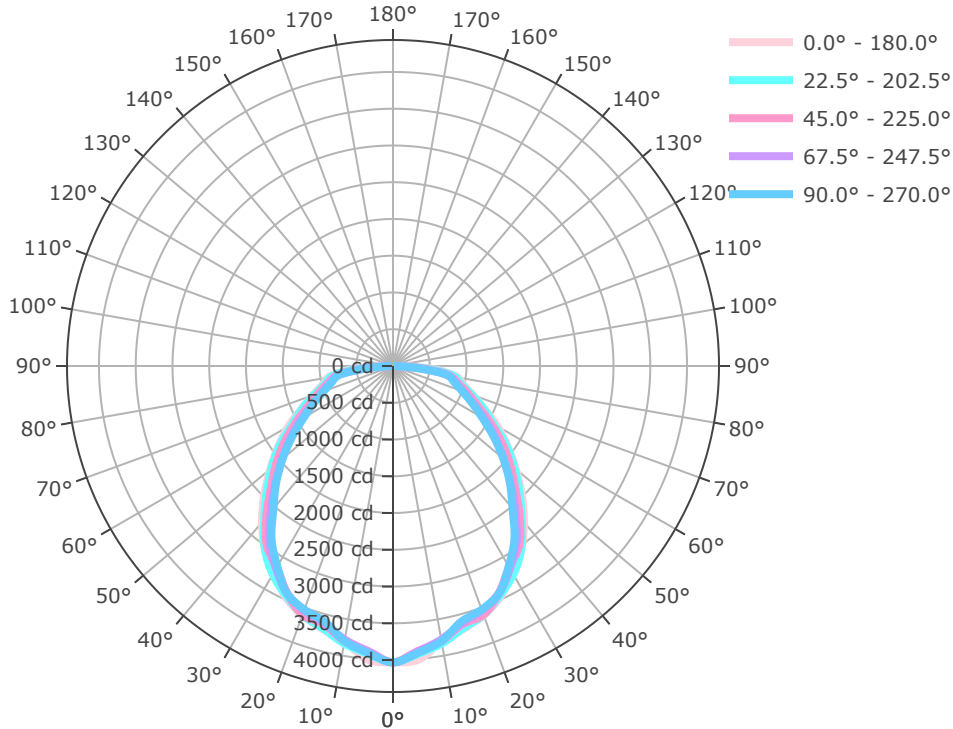
Size	Lumen Output	Actual Lumen Output	Fixture Wattage	Lumens per Watt
6'	6.75	6749.5	49.8	135.5
6'	8.25	8224.0	61.3	134.1
6'	9.75	9666.0	72.8	132.7
6'	11.25	11075.0	84.4	131.3
6'	12.75	12453.0	95.9	129.9
6'	14.25	13797.5	107.4	128.5
6'	15.75	15108.0	118.9	127.1
6'	17.25	16396.5	130.5	125.7

BLLB 2' Wattage

Size	Lumen Output	Actual Lumen Output	Fixture Wattage	Lumens per Watt
2'	1.75	1758	13.0	135.4
2'	2.25	2755	20.6	134.0
2'	2.75	3238	24.4	132.6

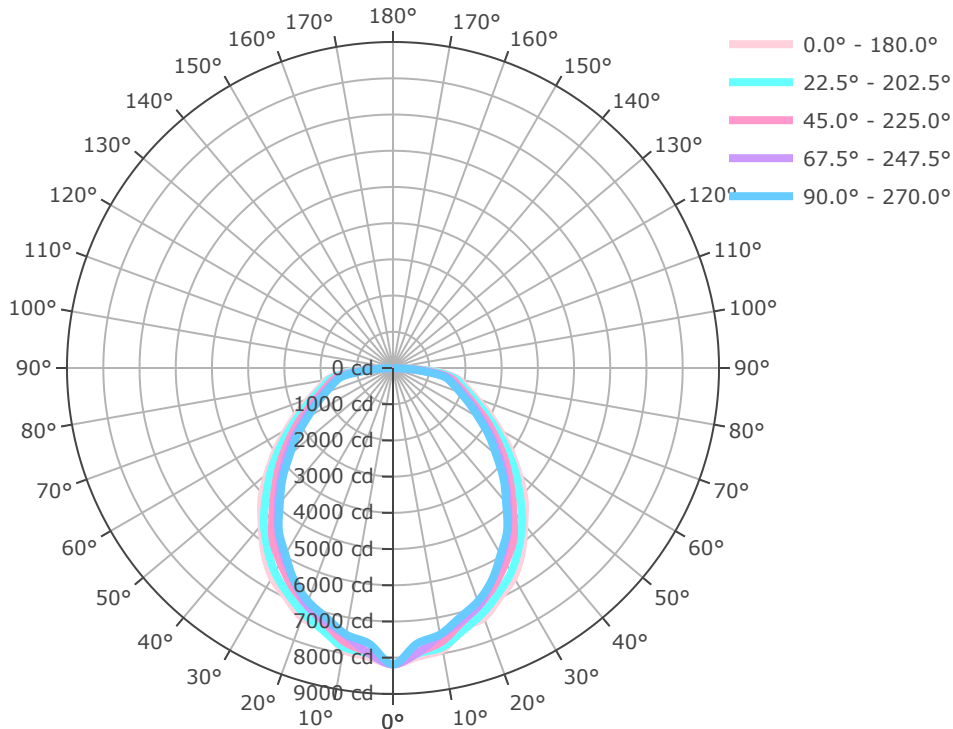
- * Drawings aren't to scale
- * Standard tolerances apply
- * Specifications may change without notice

BLLB-4FT-11.5L-840-UNV-L67



Mtg Height	Light Level	Beam Diameter
6.0 ft	112.0 fc	15.9 ft
8.0 ft	63.0 fc	21.2 ft
10.0 ft	40.3 fc	26.5 ft
12.0 ft	28.0 fc	31.8 ft
14.0 ft	20.6 fc	37.1 ft
16.0 ft	15.8 fc	42.4 ft

BLLB-8FT-23L-840-UNV-L67

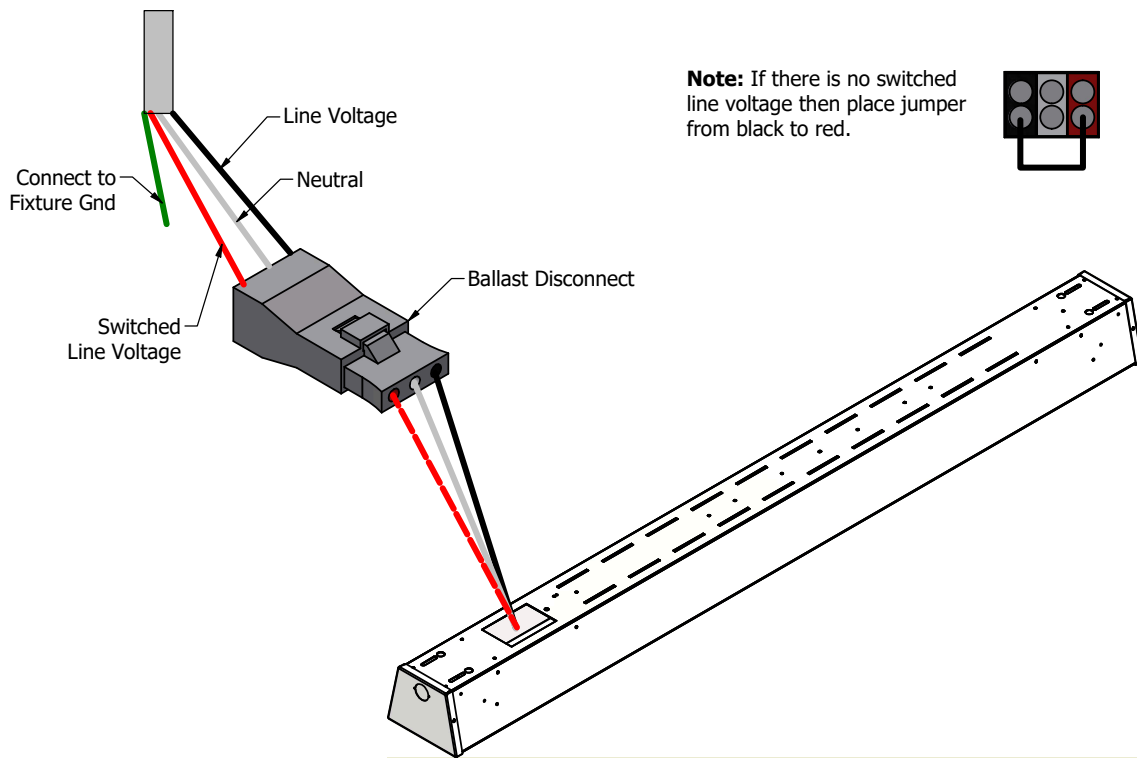


Mtg Height	Light Level	Beam Diameter
6.0 ft	227.4 fc	16.3 ft
8.0 ft	127.9 fc	21.8 ft
10.0 ft	81.9 fc	27.2 ft
12.0 ft	56.8 fc	32.7 ft
14.0 ft	41.8 fc	38.1 ft
16.0 ft	32.0 fc	43.6 ft

Emergency Battery Plan - 20W

Emergency Lighting	Solution System Components	System Operation
Option Code 'B17' - UL 924 listed components that are factory installed in the luminaire	UL 924 listed 20-watt battery integral to the luminaire	Loss of normal power is detected by the B17 emergency light solution and the power supply is switched automatically to the 20-watt integral battery pack which powers the emergency LED lighting driver.
	UL 924 listed LED emergency lighting driver integral to the luminaire	The battery pack and emergency LED driver are UL 924 certified to provide a minimum of 90-minutes of emergency lighting.
	Wiring options for both switched and unswitched emergency lighting	

Emergency Lighting Wiring



Important Information

More information on emergency lighting options and configurations available on request.

Gallery Information

Below you will find images of relevant products and configurations for the BLLB.

